






PRC TUBE REPAIR PARTS



► Box of parts

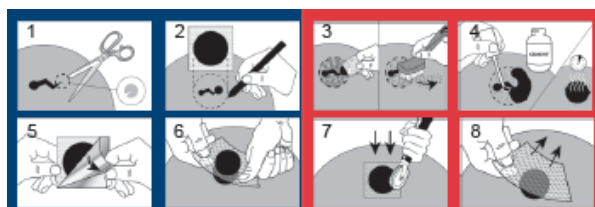
Dimensions of parts (mm)	Quantity per box					
--------------------------	------------------	---	---	---	---	---

Round patches

66260-67	Ø 25	100	X				
66261-67	Ø 30	100		X	X		
66262-67	Ø 34	30		X	X		
66263-67	Ø 43	30		X	X		
66264-67	Ø 50	30			X	X	X
66265-67	Ø 80	30			X	X	X
66266-67	Ø 94	10				X	X
66267-67	Ø 116	10				X	X

Oval patches

66268-67	47 x 25	100	X				
66269-67	74 x 37	30		X	X		
66270-67	90 x 47	30		X	X		
66271-67	147 x 79	10				X	X
66272-67	186 x 94	10				X	X



RECOMMENDATIONS :

The tyre and tube must be removed from the rim in order to judge their condition and suitability for repair. Before making a repair, the repairer must verify that the tube characteristics, the size and position of the injury are within acceptable limits. Always follow the repair instructions that are in accordance with international